


City, Village, and Township Revenue Sharing and County Incentive Program Certification

Issued under authority of 2016 Public Act 268. Filing is mandatory to qualify for payments.

Each city/village/township/county applying for City, Village, and Township Revenue Sharing or County Incentive Program payments must:

1. Certify to the Michigan Department of Treasury (Treasury) that the local unit listed below has produced and made available to the public a Citizen's Guide, a Performance Dashboard, a Debt Service Report, and a Projected Budget Report as required by 2016 Public Act 268. The local unit must include in any mailing of general information to its citizens, the Internet website address or the physical location where all the documents are available for public viewing in the clerk's office.
2. Submit to Treasury a Citizen's Guide, a Performance Dashboard, a Debt Service Report, and a Projected Budget Report.

This certification, along with a Citizen's Guide, a Performance Dashboard, a Debt Service Report, and a Projected Budget Report, must be received by December 1, 2016, (or the first day of a payment month) in order to qualify for that month's payment. Postmark dates will not be considered. For questions, call 517-373-2697.

PART 1: LOCAL UNIT INFORMATION			
Local Unit Name Village of Lake Orion		Local Unit County Name Oakland	
Local Unit Code 633070		Contact E-Mail Address brycea@lakeorion.org	
Contact Name Alice Bryce	Contact Title Finance Director - Treasurer	Contact Telephone Number (248) 693-8391	Extension 103
Website Address, if reports are available online www.lakeorion.org		Current Fiscal Year End Date 06/30/2016	
PART 2: CITIZEN'S GUIDE			
Check any of the following that apply:			
<input type="checkbox"/> The local unit has elected to use Treasury's online Citizen's Guide to comply with the legislative requirements. Therefore, a copy of the Citizen's Guide will not be submitted to Treasury.			
<input type="checkbox"/> The local unit does not have any unfunded pensions or other post employment benefits (OPEB).			
PART 3: CERTIFICATION			
<i>In accordance with 2016 Public Act 268, the undersigned hereby certifies to Treasury that the above mentioned local unit 1) has produced a Citizen's Guide, a Performance Dashboard, a Debt Service Report, and a Projected Budget Report and 2) will include in any mailing of general information to our citizens, the Internet website address or the physical location where all the documents are available for public viewing in the clerk's office. The Citizen's Guide, Performance Dashboard, Debt Service Report, and Projected Budget Report are attached to this signed certification, unless otherwise noted in Part 2.</i>			
Chief Administrative Officer Signature (as defined in MCL 141.422b) 		Printed Name of Chief Administrative Officer (as defined in MCL 141.422b) Darwin D.P. McClary	
Title Village Manager		Date 11-30-16	

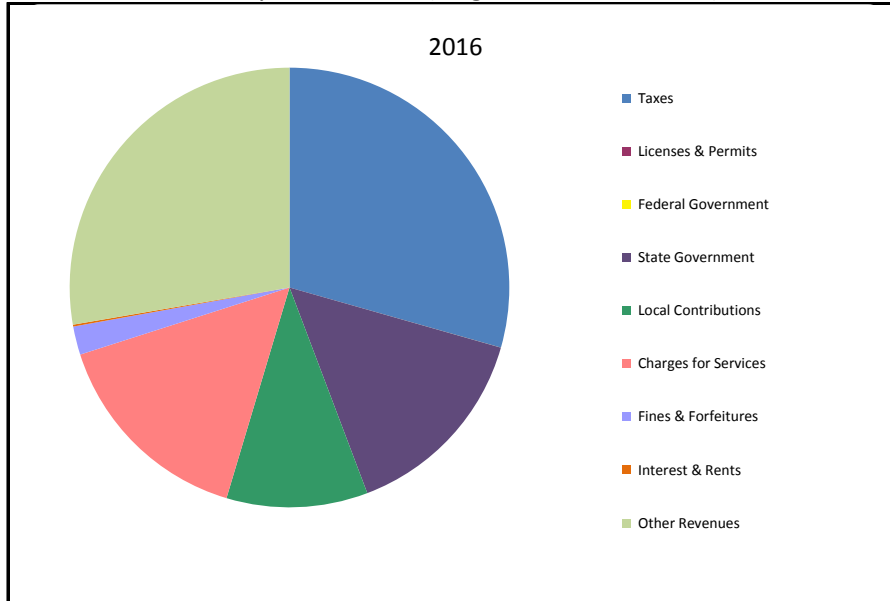
Completed and signed form (including required attachments) should be e-mailed to: TreasRevenueSharing@michigan.gov
If you are unable to submit via e-mail, fax to 517-335-3298 or mail the completed form and required attachments to:

Michigan Department of Treasury
Office of Revenue and Tax Analysis
PO Box 30722
Lansing MI 48909

TREASURY USE ONLY		
CVTRS/CIP Eligible Y N	Certification Received	Citizen's Guide Received
Performance Dashboard Received	Debt Service Report Received	Projected Budget Report Received
Final Certification	CVTRS/CIP Notes	

CITIZENS' GUIDE TO LOCAL UNIT FINANCES - Lake Orion - Oakland

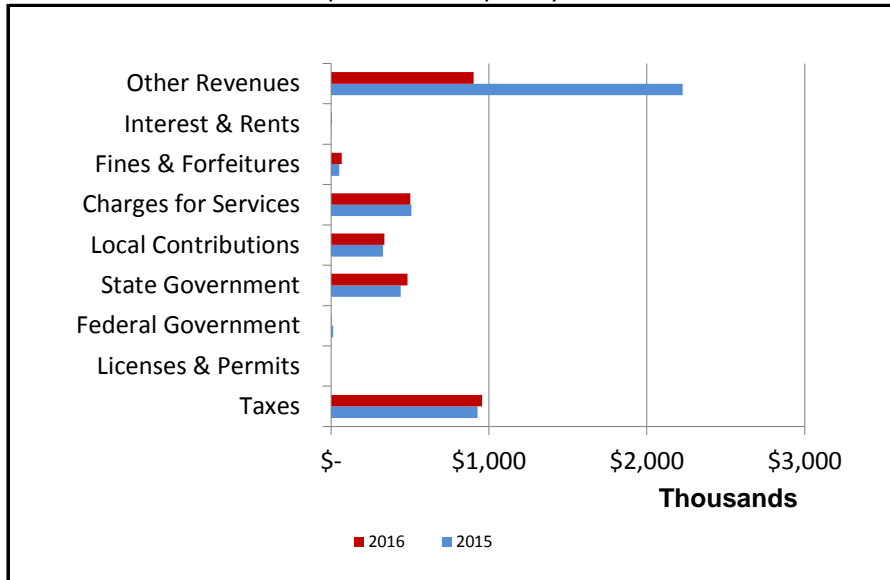
1. Where our money comes from (all governmental funds)



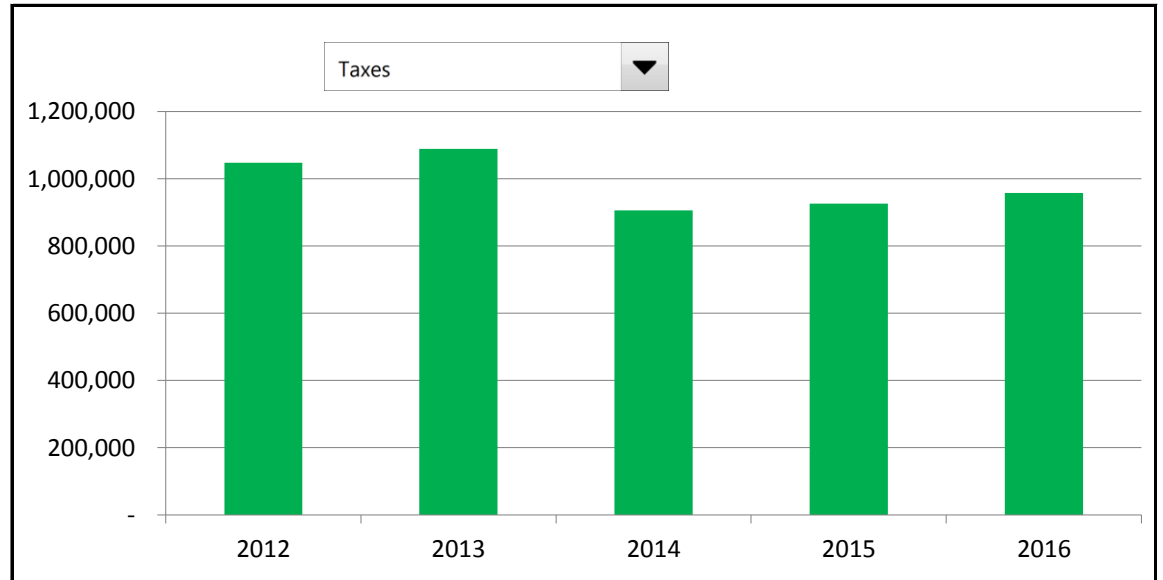
2. Compared to the prior year

	2015	2016	Change
Taxes	\$ 926,498	\$ 957,325	3.33%
Licenses & Permits	\$ -	\$ -	N/A
Federal Government	\$ 12,437	\$ 147	-98.82%
State Government	\$ 441,982	\$ 482,688	9.21%
Local Contributions	\$ 328,016	\$ 338,142	3.09%
Charges for Services	\$ 508,093	\$ 502,561	-1.09%
Fines & Forfeitures	\$ 52,053	\$ 68,049	30.73%
Interest & Rents	\$ 2,592	\$ 4,523	74.51%
Other Revenues	\$ 2,227,701	\$ 901,894	-59.51%
Total Revenues	\$ 4,499,372	\$ 3,255,329	-27.65%

3. Revenue sources - compared to the prior year



4. Historical trends of individual sources

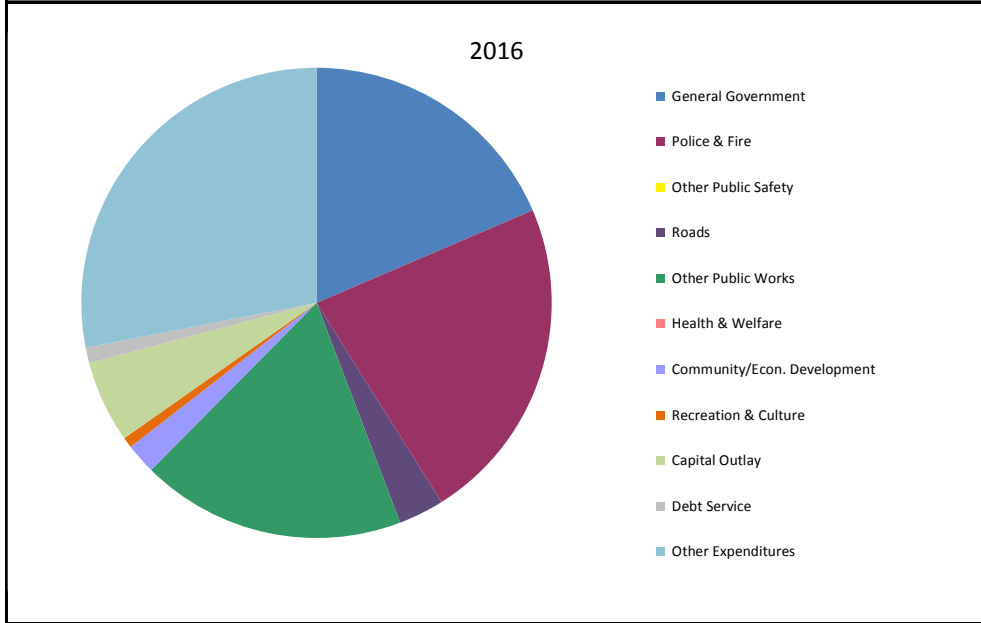


Commentary:

For more information on our unit's finances, contact Alice Bryce at 248-693-8391 x 103.

CITIZENS' GUIDE TO LOCAL UNIT FINANCES - Lake Orion - Oakland

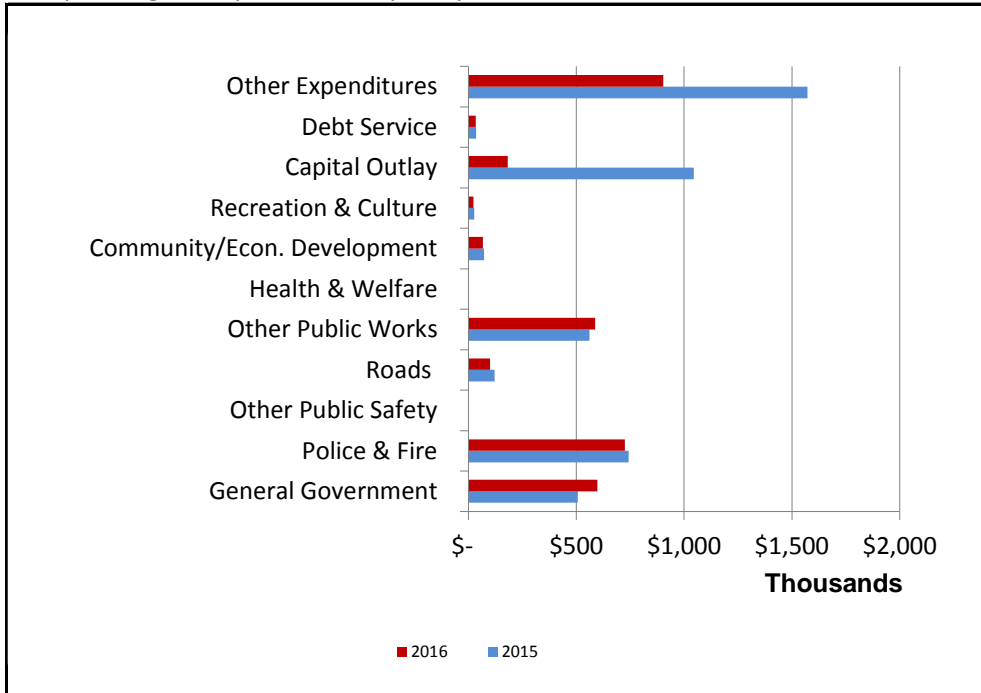
1. Where we spend our money (all governmental funds)



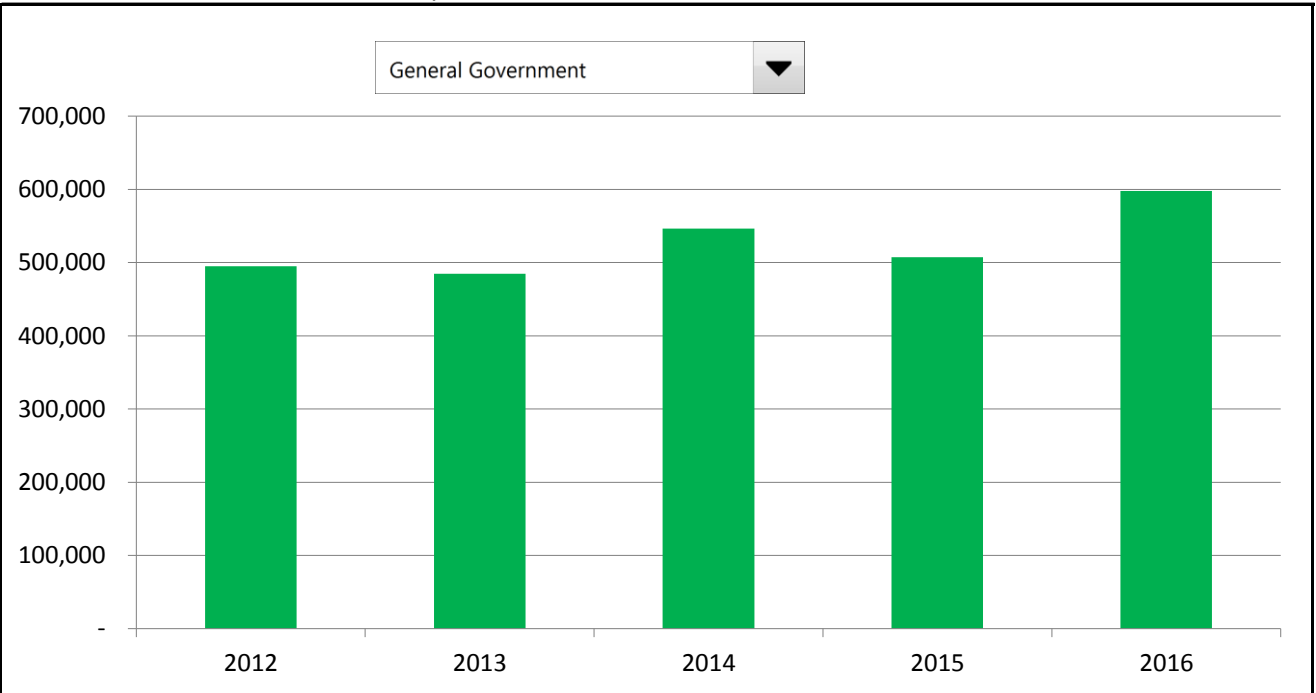
2. Compared to the prior year

	2015	2016	Change
General Government	\$ 507,475	\$ 598,008	17.84%
Police & Fire	\$ 743,401	\$ 725,521	-2.41%
Other Public Safety	\$ -	\$ -	N/A
Roads	\$ 120,944	\$ 100,739	-16.71%
Other Public Works	\$ 561,509	\$ 586,672	4.48%
Health & Welfare	\$ -	\$ -	N/A
Community/Econ. Development	\$ 71,408	\$ 67,385	-5.63%
Recreation & Culture	\$ 27,368	\$ 23,466	-14.26%
Capital Outlay	\$ 1,045,368	\$ 181,704	-82.62%
Debt Service	\$ 35,019	\$ 34,476	-1.55%
Other Expenditures	\$ 1,572,654	\$ 903,831	-42.53%
Total Expenditures	\$ 4,685,146	\$ 3,221,802	-31.23%

3. Spending - compared to the prior year



4. Historical trends of individual departments:

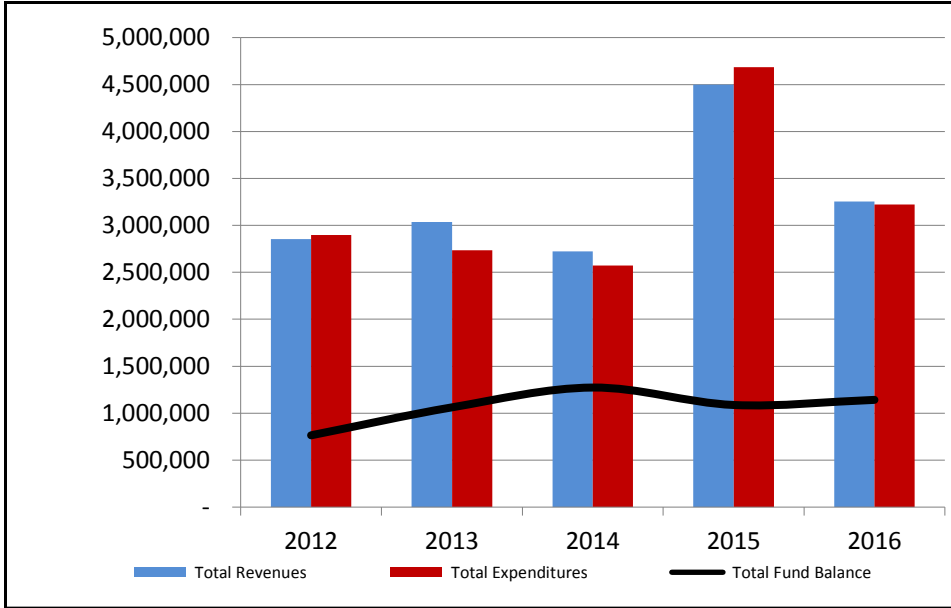


Commentary:

For more information on our unit's finances, contact Alice Bryce at 248-693-8391 x 103.

CITIZENS' GUIDE TO LOCAL UNIT FINANCES - Lake Orion - Oakland

1. How have we managed our governmental fund resources (fund balance)

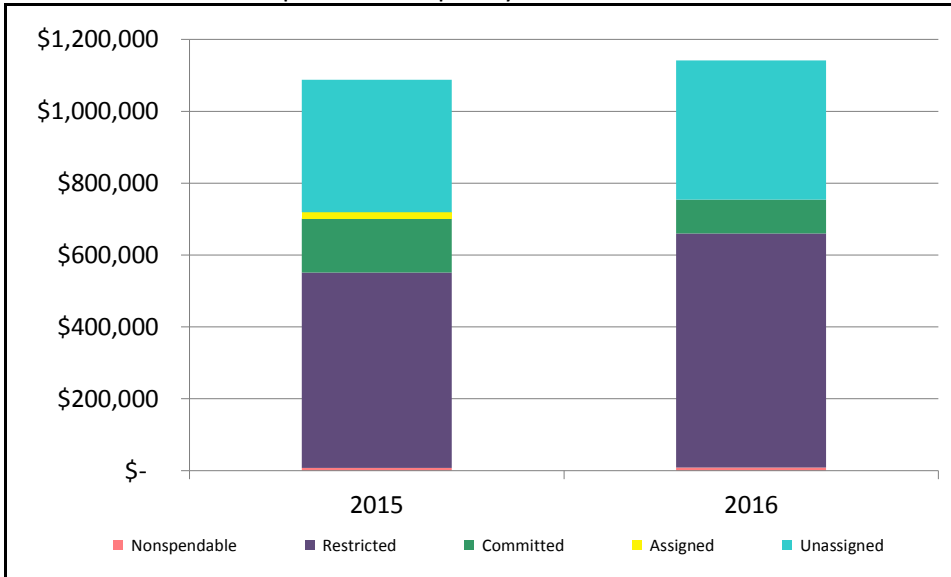


2. Compared to the prior year

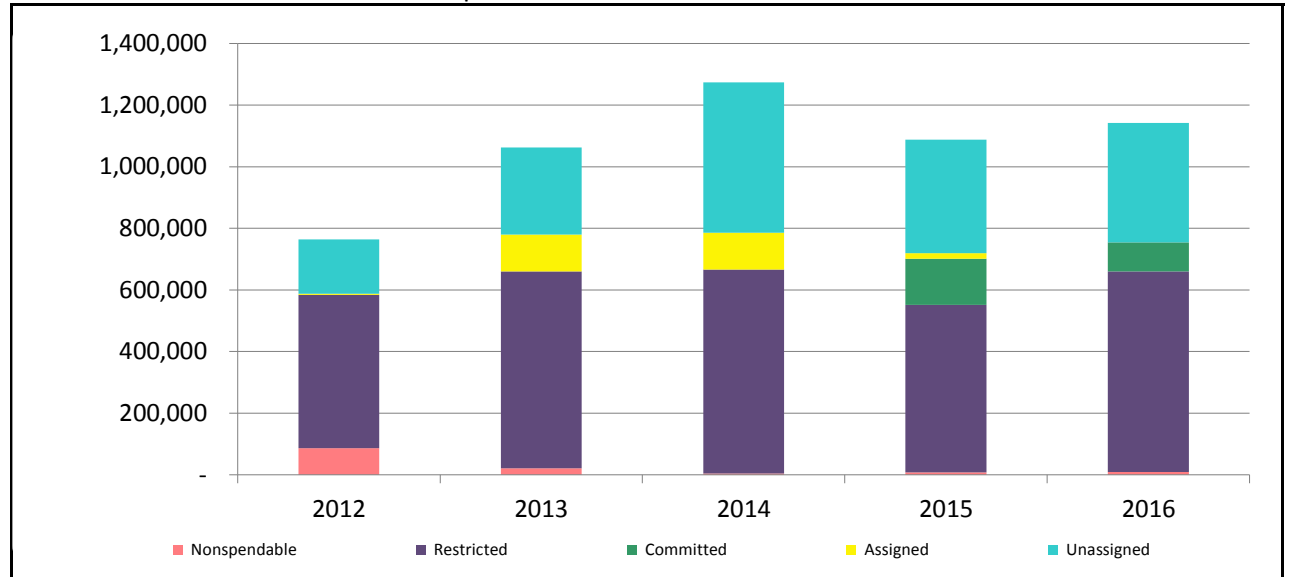
	2015	2016	Change
Revenues	\$ 4,499,372	\$ 3,255,329	-27.65%
Expenditures	\$ 4,685,146	\$ 3,221,802	-31.23%
Surplus (Shortfall)	\$ (185,774)	\$ 33,527	-118.05%

Fund balance, by component:	2015	2016	Change
Nonspendable	\$ 7,736	\$ 8,697	12.42%
Restricted	\$ 543,627	\$ 651,336	19.81%
Committed	\$ 150,212	\$ 94,009	-37.42%
Assigned	\$ 17,331	\$ -	-100.00%
Unassigned	\$ 368,562	\$ 387,904	5.25%
Total Fund Balance	\$ 1,087,468	\$ 1,141,945	5.01%

3. Fund balance - compared to the prior year



4. Historical trends of individual components

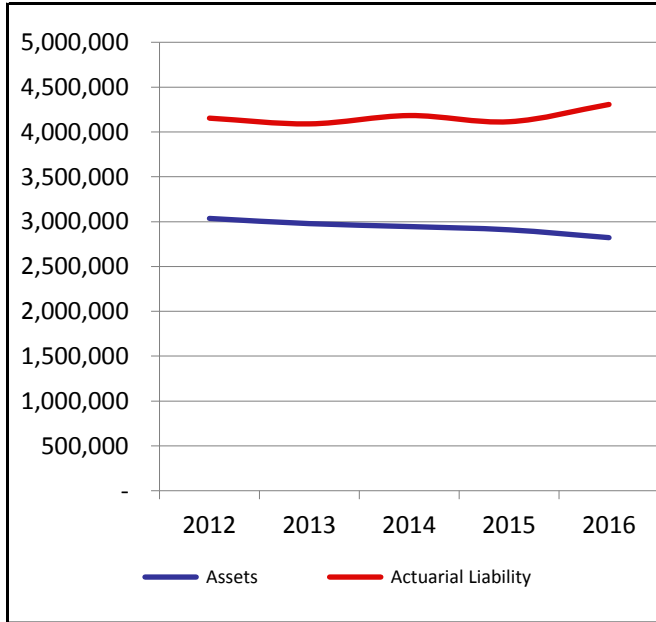


Commentary:

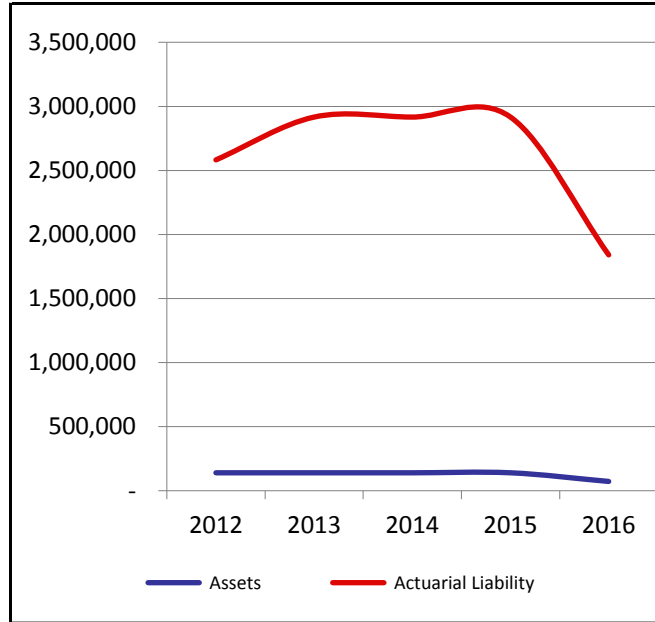
For more information on our unit's finances, contact Alice Bryce at 248-693-8391 x 103.

CITIZENS' GUIDE TO LOCAL UNIT FINANCES - Lake Orion - Oakland

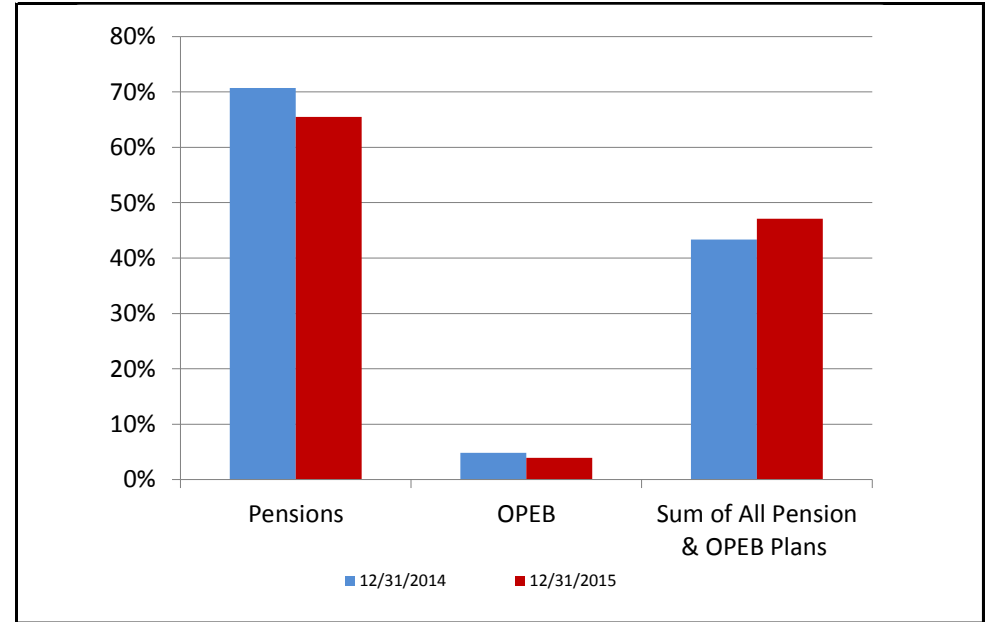
1. Pension funding status



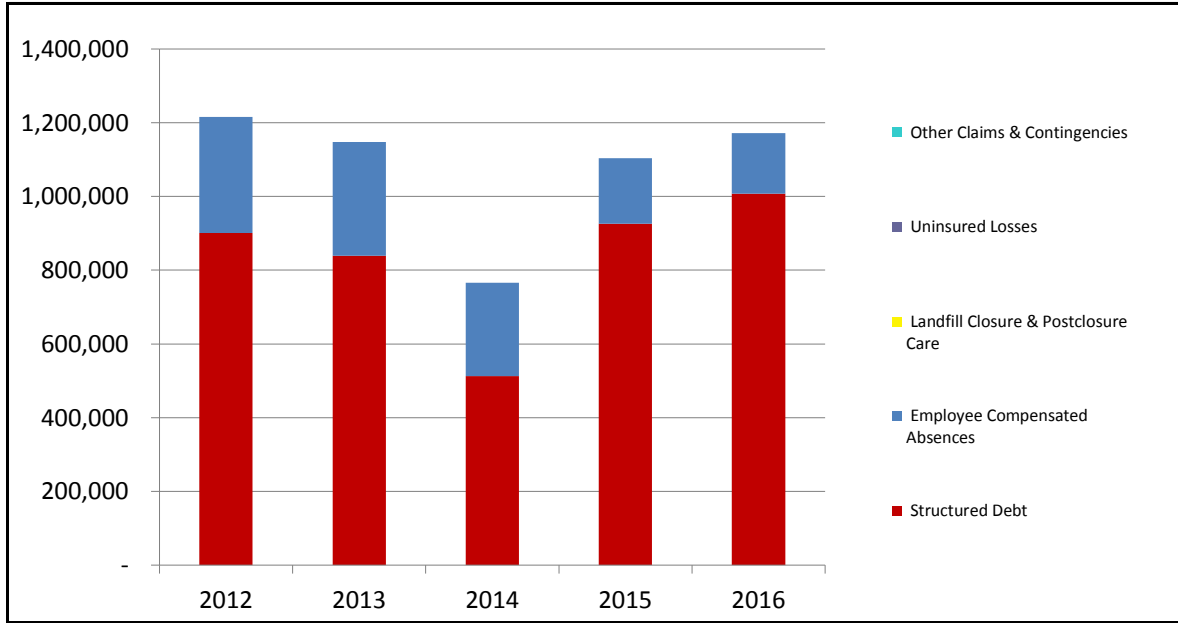
2. Retiree Health care funding status



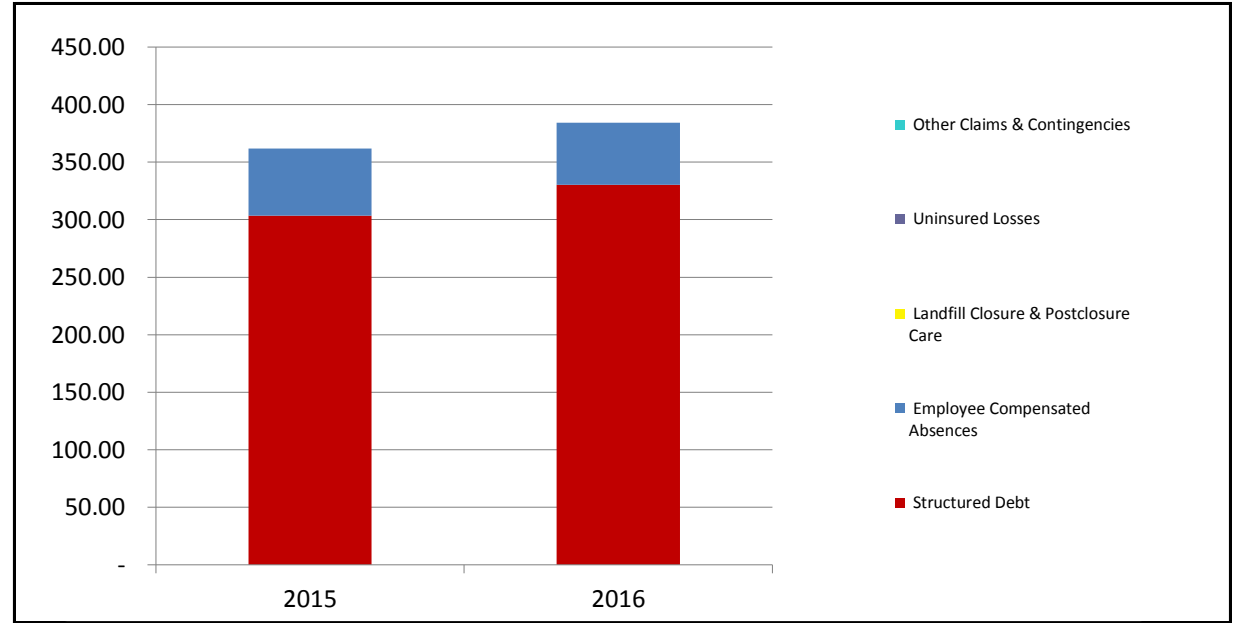
3. Percent funded - compared to the prior year



4. Long Term Debt obligations:



5. Debt & other long term obligations per capita - compared to the prior year



Commentary:

For more information on our unit's finances, contact Alice Bryce at 248-693-8391 x 103.

Performance Dashboard

Local Unit Name: Village of Lake Orion

Local Unit Code: 633070

	2014	2015	Trend	Performance
Fiscal Stability				
Annual General Fund expenditures per capita	\$395	\$283	↓28.4%	Positive
Fund Balance as % of annual General Fund expenditures	50.7%	45.7%	↓10.0%	Negative
Unfunded pension & OPEB liability, as a % of annual General Fund revenue	235%	157%	↓33.1%	Positive
Debt burden per capita	\$25	\$15	↓41.2%	Positive
Percentage of road funding provided by the General Fund	0.0%	0.0%	#DIV/0!	#DIV/0!
Ratio of pensioners to employees	0.30	0.30	→0.0%	Neutral
Number of services delivered via cooperative venture	5	6	↑20.0%	Positive
Economic Strength				
% of community with access to high speed broadband	100%	100%	→0.0%	Neutral
% of community age 25+ with Bachelor's degree or higher	34%	35%	↑2.7%	Positive
Average age of critical infrastructure (years)	23.1	24.7	↑6.7%	Negative
Public Safety				
Violent crimes per thousand	2	2	↑20.1%	Negative
Property crimes per thousand	26	19	↓25.6%	Positive
Traffic injuries or fatalities	181	163	↓-9.9%	Positive
Quality of Life				
Miles of sidewalks and non-motorized paths/trails as a factor of total miles of local/major roads & streets	0.91	0.91	→0.0%	Neutral
Percent of General Fund expenditures committed to arts, culture and recreation	7.2%	10.1%	↑39.0%	Neutral
Acres of parks per thousand residents	5.9	5.9	→0.1%	Neutral
Percent of community being provided with curbside recycling	100%	100%	→0.0%	Neutral

Debt Service Report

Local Unit Name: Village of Lake Orion
Local Unit Code: 633070
Current Fiscal Year End Date: 6/30/2016

Debt Name: Transportation Bond
Issuance Date: 5/1/2003
Issuance Amount: \$175,000
Debt Instrument (or Type): Bond
Repayment Source(s): Street Fund

Years Ending	Principal	Interest	Total
2016	\$ 15,000	\$ 1,500	\$ 16,500
2017	\$ 15,000	\$ 750	\$ 15,750
Totals	\$ 30,000	\$ 2,250	\$ 32,250

Commentary:

Debt Service Report

Local Unit Name: Village of Lake Orion
Local Unit Code: 633070
Current Fiscal Year End Date: 6/30/2016

Debt Name: Drain Bond 2010A
Issuance Date: 1/22/2010
Issuance Amount: \$172,415
Debt Instrument (or Type): Bond
Repayment Source(s): Sewer Revenue

Years Ending	Principal	Interest	Total
2016	\$ 7,438	\$ 3,612	\$ 11,050
2017	\$ 7,637	\$ 3,426	\$ 11,063
2018	\$ 7,802	\$ 3,235	\$ 11,037
2019	\$ 8,001	\$ 3,040	\$ 11,041
2020	\$ 8,232	\$ 2,840	\$ 11,072
2021	\$ 8,430	\$ 2,634	\$ 11,064
2022	\$ 8,629	\$ 2,424	\$ 11,053
2023	\$ 8,860	\$ 2,208	\$ 11,068
2024	\$ 9,092	\$ 1,986	\$ 11,078
2025	\$ 9,323	\$ 1,759	\$ 11,082
2026	\$ 9,554	\$ 1,526	\$ 11,080
2027	\$ 9,786	\$ 1,286	\$ 11,072
2028	\$ 10,050	\$ 1,042	\$ 11,092
2029	\$ 10,282	\$ 790	\$ 11,072
2030	\$ 10,545	\$ 534	\$ 11,079
2031	\$ 10,811	\$ 270	\$ 11,081
Totals	\$ 144,472	\$ 32,612	\$ 177,084

Commentary:

Debt Service Report

Local Unit Name: Village of Lake Orion
Local Unit Code: 633070
Current Fiscal Year End Date: 6/30/2016

Debt Name: Drain Bond 2010B
Issuance Date: 1/22/2010
Issuance Amount: \$44,300
Debt Instrument (or Type): Bond
Repayment Source(s): Sewer Revenue

Years Ending	Principal	Interest	Total
2016	\$ 1,719	\$ 1,961	\$ 3,680
2017	\$ 1,785	\$ 1,896	\$ 3,681
2018	\$ 1,851	\$ 1,826	\$ 3,677
2019	\$ 1,951	\$ 1,746	\$ 3,697
2020	\$ 2,050	\$ 1,654	\$ 3,704
2021	\$ 2,149	\$ 1,554	\$ 3,703
2022	\$ 2,248	\$ 1,444	\$ 3,692
2023	\$ 2,380	\$ 1,326	\$ 3,706
2024	\$ 2,512	\$ 1,196	\$ 3,708
2025	\$ 2,645	\$ 1,060	\$ 3,705
2026	\$ 2,777	\$ 910	\$ 3,687
2027	\$ 2,942	\$ 750	\$ 3,692
2028	\$ 3,075	\$ 577	\$ 3,652
2029	\$ 3,273	\$ 396	\$ 3,669
2030	\$ 3,438	\$ 202	\$ 3,640
Totals	\$ 36,795	\$ 18,498	\$ 55,293

Commentary:

Debt Service Report

Local Unit Name: Village of Lake Orion
Local Unit Code: 633070
Current Fiscal Year End Date: 6/30/2016

Debt Name: Drain Bond 2011
Issuance Date: 11/1/2011
Issuance Amount: \$207,251
Debt Instrument (or Type): Bond
Repayment Source(s): Sewer Revenue

Years Ending	Principal	Interest	Total
2016	\$ 8,524	\$ 4,664	\$ 13,188
2017	\$ 8,727	\$ 4,448	\$ 13,175
2018	\$ 8,970	\$ 4,227	\$ 13,197
2019	\$ 9,173	\$ 4,000	\$ 13,173
2020	\$ 9,417	\$ 3,768	\$ 13,185
2021	\$ 9,660	\$ 3,529	\$ 13,189
2022	\$ 9,863	\$ 3,285	\$ 13,148
2023	\$ 10,148	\$ 3,035	\$ 13,183
2024	\$ 10,391	\$ 2,778	\$ 13,169
2025	\$ 10,635	\$ 2,515	\$ 13,150
2026	\$ 10,919	\$ 2,246	\$ 13,165
2027	\$ 11,203	\$ 1,970	\$ 13,173
2028	\$ 11,446	\$ 1,687	\$ 13,133
2029	\$ 11,730	\$ 1,397	\$ 13,127
2030	\$ 12,055	\$ 1,099	\$ 13,154
2031	\$ 12,339	\$ 794	\$ 13,133
2032	\$ 12,664	\$ 482	\$ 13,146
2033	\$ 12,948	\$ 162	\$ 13,110
Totals	\$ 190,812	\$ 46,086	\$ 236,898

Commentary:

Debt Service Report

Local Unit Name: Village of Lake Orion
Local Unit Code: 633070
Current Fiscal Year End Date: 6/30/2016

Debt Name: Drain Bond 2013A
Issuance Date: 6/30/2013
Issuance Amount: \$452,251
Debt Instrument (or Type): Bond
Repayment Source(s): Sewer Revenue

Years Ending	Principal	Interest	Total
2016	\$ 18,988	\$ 8,483	\$ 27,471
2017	\$ 19,370	\$ 8,100	\$ 27,470
2018	\$ 19,752	\$ 7,708	\$ 27,460
2019	\$ 20,134	\$ 7,309	\$ 27,443
2020	\$ 20,551	\$ 6,902	\$ 27,453
2021	\$ 20,967	\$ 6,487	\$ 27,454
2022	\$ 21,384	\$ 6,064	\$ 27,448
2023	\$ 21,800	\$ 5,632	\$ 27,432
2024	\$ 22,252	\$ 5,191	\$ 27,443
2025	\$ 22,668	\$ 4,742	\$ 27,410
2026	\$ 23,154	\$ 4,284	\$ 27,438
2027	\$ 23,605	\$ 3,816	\$ 27,421
2028	\$ 24,091	\$ 3,339	\$ 27,430
2029	\$ 24,543	\$ 2,853	\$ 27,396
2030	\$ 25,063	\$ 2,357	\$ 27,420
2031	\$ 25,549	\$ 1,851	\$ 27,400
2032	\$ 26,070	\$ 1,335	\$ 27,405
2033	\$ 26,591	\$ 808	\$ 27,399
2034	\$ 27,112	\$ 271	\$ 27,383
Totals	\$ 433,644	\$ 87,532	\$ 521,176

Commentary:

Debt Service Report

Local Unit Name: Village of Lake Orion
Local Unit Code: 633070
Current Fiscal Year End Date: 6/30/2016

Debt Name: Drain Bond 2014A
Issuance Date: 9/1/2014
Issuance Amount: \$52,896
Debt Instrument (or Type): Bond
Repayment Source(s): Sewer Revenue

Years Ending	Principal	Interest	Total
2016	\$ 2,116	\$ 1,491	\$ 3,607
2017	\$ 2,149	\$ 1,448	\$ 3,597
2018	\$ 2,182	\$ 1,402	\$ 3,584
2019	\$ 2,248	\$ 1,350	\$ 3,598
2020	\$ 2,281	\$ 1,293	\$ 3,574
2021	\$ 2,347	\$ 1,235	\$ 3,582
2022	\$ 2,413	\$ 1,173	\$ 3,586
2023	\$ 2,480	\$ 1,106	\$ 3,586
2024	\$ 2,546	\$ 1,034	\$ 3,580
2025	\$ 2,612	\$ 956	\$ 3,568
2026	\$ 2,711	\$ 876	\$ 3,587
2027	\$ 2,777	\$ 794	\$ 3,571
2028	\$ 2,843	\$ 706	\$ 3,549
2029	\$ 2,942	\$ 612	\$ 3,554
2030	\$ 3,042	\$ 514	\$ 3,556
2031	\$ 3,141	\$ 411	\$ 3,552
2032	\$ 3,273	\$ 298	\$ 3,571
2033	\$ 3,372	\$ 181	\$ 3,553
2034	\$ 3,504	\$ 61	\$ 3,565
Totals	\$ 50,979	\$ 16,941	\$ 67,920

Commentary:

Debt Service Report

Local Unit Name: Village of Lake Orion
Local Unit Code: 633070
Current Fiscal Year End Date: 6/30/2016

Debt Name: Drain Bond 2015
Issuance Date: 4/1/2015
Issuance Amount: \$66,120
Debt Instrument (or Type): Bond
Repayment Source(s): Sewer Revenue

Years Ending	Principal	Interest	Total
2016	\$ 2,579	\$ 1,936	\$ 4,515
2017	\$ 2,612	\$ 1,886	\$ 4,498
2018	\$ 2,678	\$ 1,834	\$ 4,512
2019	\$ 2,711	\$ 1,780	\$ 4,491
2020	\$ 2,777	\$ 1,718	\$ 4,495
2021	\$ 2,843	\$ 1,650	\$ 4,493
2022	\$ 2,909	\$ 1,578	\$ 4,487
2023	\$ 3,008	\$ 1,506	\$ 4,514
2024	\$ 3,108	\$ 1,422	\$ 4,530
2025	\$ 3,174	\$ 1,338	\$ 4,512
2026	\$ 3,273	\$ 1,242	\$ 4,515
2027	\$ 3,372	\$ 1,144	\$ 4,516
2028	\$ 3,471	\$ 1,042	\$ 4,513
2029	\$ 3,570	\$ 938	\$ 4,508
2030	\$ 3,670	\$ 822	\$ 4,492
2031	\$ 3,802	\$ 704	\$ 4,506
2032	\$ 3,934	\$ 580	\$ 4,514
2033	\$ 4,066	\$ 442	\$ 4,508
2034	\$ 4,199	\$ 300	\$ 4,499
2035	\$ 4,364	\$ 152	\$ 4,516
Totals	\$ 66,120	\$ 24,014	\$ 90,134

Commentary:

Debt Service Report

Local Unit Name: Village of Lake Orion
Local Unit Code: 633070
Current Fiscal Year End Date: 6/30/2016

Debt Name: Drain Bond 2015 SAW
Issuance Date: 4/1/2015
Issuance Amount: \$66,120
Debt Instrument (or Type): Bond
Repayment Source(s): Sewer Revenue

Years Ending	Principal	Interest	Total
2016	\$ 2,579	\$ 1,653	\$ 4,232
2017	\$ 2,645	\$ 1,589	\$ 4,233
2018	\$ 2,711	\$ 1,522	\$ 4,233
2019	\$ 2,777	\$ 1,455	\$ 4,232
2020	\$ 2,876	\$ 1,385	\$ 4,261
2021	\$ 2,942	\$ 1,313	\$ 4,256
2022	\$ 3,008	\$ 1,240	\$ 4,248
2023	\$ 3,075	\$ 1,165	\$ 4,239
2024	\$ 3,141	\$ 1,088	\$ 4,228
2025	\$ 3,240	\$ 1,009	\$ 4,249
2026	\$ 3,306	\$ 928	\$ 4,234
2027	\$ 3,405	\$ 846	\$ 4,251
2028	\$ 3,471	\$ 760	\$ 4,232
2029	\$ 3,570	\$ 674	\$ 4,244
2030	\$ 3,670	\$ 584	\$ 4,254
2031	\$ 3,769	\$ 493	\$ 4,261
2032	\$ 3,835	\$ 398	\$ 4,233
2033	\$ 3,934	\$ 303	\$ 4,237
2034	\$ 4,033	\$ 204	\$ 4,237
2035	\$ 4,133	\$ 103	\$ 4,236
Totals	\$ 66,120	\$ 18,711	\$ 84,831

Commentary:

Debt Service Report

Local Unit Name: Village of Lake Orion
Local Unit Code: 633070
Current Fiscal Year End Date: 6/30/2016

Debt Name: DDA
Issuance Date: 6/30/2011
Issuance Amount: \$1,200,000
Debt Instrument (or Type): Loan
Repayment Source(s): Captured Property Taxes

Years Ending	Principal	Interest	Total
2016	\$ 120,000	\$ 14,400	\$ 134,400
2017	\$ 120,000	\$ 12,000	\$ 132,000
2018	\$ 120,000	\$ 9,600	\$ 129,600
2019	\$ 120,000	\$ 7,200	\$ 127,200
2020	\$ 120,000	\$ 4,800	\$ 124,800
2021	\$ 120,000	\$ 2,400	\$ 122,400
Totals	\$ 720,000	\$ 50,400	\$ 770,400

Commentary:

Projected Budget Report

Local Unit Name: Village of Lake Orion
Local Unit Code: 633070
Current Fiscal Year End Date: 6/30/2017
Fund Name: General

REVENUES	Current Year Budget	Percentage Change	Year 2 Budget	Assumptions
Property Taxes	\$ 960,413	1 %	\$ 970,805	Real & personal property taxes will increase by rate of inflation PILOT will increase by rate of inflation State revenue sharing will remain flat Fines and fees will generally increase by rate of inflation Metro Act fees will remain the same Interest income will remain the same Retirement fund transfer increases slightly
Other Taxes	\$ 27,300	- %	\$ 27,300	
State Revenue Sharing	\$ 242,000	0 %	\$ 242,019	
Income Tax	\$ -	%	\$ -	
Fines & Fees	\$ 340,097	1 %	\$ 343,508	
Licenses & Permits	\$ 7,500	- %	\$ 7,500	
Interest Income	\$ 800	(1) %	\$ 796	
Grant Revenues	\$ -	- %	\$ -	
Other Revenues	\$ -	%	\$ -	
Interfund Transfers (In)	\$ 9,256	(0) %	\$ 9,221	
Total Revenues	\$ 1,587,366		\$ 1,601,149	
EXPENDITURES				
General Government	\$ 842,334	1 %	\$ 851,044	Public works will remain flat Anticipated CDBG funding; offset by matching revenue Village Hall Project
Police and Fire	\$ 360,567	1 %	\$ 364,483	
Other Public Safety	\$ -	- %	\$ -	
Roads	\$ -	- %	\$ -	
Other Public Works	\$ 272,950	1 %	\$ 275,761	
Health and Welfare	\$ -	- %	\$ -	
Community & Economic Development	\$ 76,966	- %	\$ 76,966	
Recreation & Culture	\$ 28,094	1 %	\$ 28,417	
Capital Outlay	\$ 2,250	(0) %	\$ 2,247	
Debt Service	\$ -	- %	\$ -	
Other Expenditures	\$ -	- %	\$ -	
Interfund Transfers (Out)	\$ -	- %	\$ -	
Total Expenditures	\$ 1,583,161		\$ 1,598,918	
Net Revenues (Expenditures)	\$ 4,205		\$ 2,231	
Beginning Fund Balance	\$ 357,184		\$ 361,389	
Ending Fund Balance	\$ 361,389		\$ 363,620	

Commentary: